


DHN-66Z16/DG/FS(BB) 600~635W

Full-Screen Double Glass PV Module

Comprehensive Products & System Certificates

IEC 61215 / IEC 61730 / CE / INMETRO
ISO 45001
2018/International standards for occupational health & safety
ISO 14001
2015/Standards for environmental management system
ISO 9001
2015/Quality management system

 Material & technology warranty

 Linear power output warranty



Frameless design, installable both vertically & horizontally,
No water, no dust, snow slide fast, power generation increased by 6-15%




Bifacial Rate Up to 85% and More Back Power Generation by 5-25%



Double-glass Technology,
higher encapsulation blocking and mechanical strength

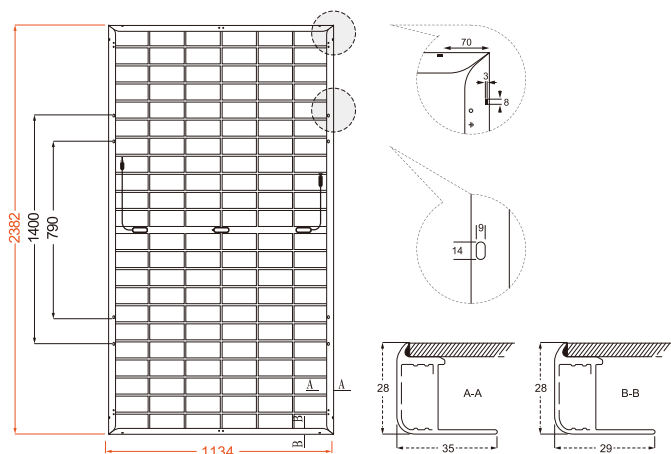


TOPCon cells, lower attenuation,
better temperature coefficient & dim light performance

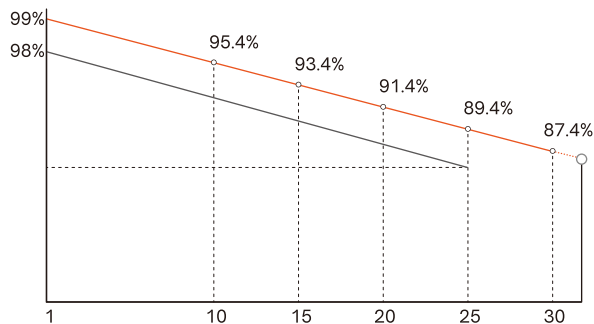


DHN-66Z16/DG/FS(BB) 600~635W

Design



30-Year Linear Power Output Warranty



— DAH Solar linear power output guarantee
— Standard linear power output guarantee

Mechanical Specification

No.of Cells	132 (6×22)
Weight	32.3kg
Cells Type	N-type 182×105mm
Dimension (L×W×T)	2382×1134×28mm
Packing	37pcs/Pallet, 740pcs/40HQ

Cable(Including connector)	4.0mm ² , 300/200mm in length, length can be customized
Glass	2.0mm High Transmission, Antireflection Coating
Junction Box	IP68, 3 Bypass Diodes
Connector	MC4 Compatible

Electrical Characteristics

Module Type	DHN-66Z16/DG/FS(BB)															
	STC		NOCT		STC		NOCT		STC		NOCT					
Test conditions	600	452	605	456	610	460	615	463	620	467	625	471	630	475	635	479
Maximum Power (Pmax/W)	47.8	45.4	48.0	45.6	48.2	45.8	48.4	46.0	48.6	46.2	48.8	46.4	49.0	46.6	49.2	46.7
Open-circuit Voltage (Voc/V)	40.5	38.5	40.7	38.7	40.9	38.9	41.1	39.0	41.3	39.2	41.5	39.4	41.7	39.6	41.9	39.8
Maximum Power Voltage (Vmp/V)	15.76	12.72	15.82	12.77	15.88	12.82	15.94	12.87	16.00	12.92	16.06	12.97	16.12	13.01	16.18	13.06
Short-circuit Current (Isc/A)	14.81	11.75	14.86	11.79	14.91	11.83	14.96	11.87	15.01	11.91	15.06	11.95	15.11	11.98	15.16	12.02
Maximum Power Current (Imp/A)	22.21	22.40	22.58	22.77	22.95	23.14	23.32	23.51	Refer Bifacial Factor 80±5%							
Module Efficiency (STC)																

STC-Standard Test Environment: Irradiance 1000W/m², Cell temperature 25°C, Spectrum AM1.5
NOCT-Standard Test Environment: Irradiance 800W/m², Ambient temperature 20°C, Spectrum AM1.5, Wind speed 1m/s

Double-Sided Power Generation Parameters (Rear gain)

5%	Maximum Power (Pmax)	630	635	641	646	651	656	662	667
	Module Efficiency (%)	23.3	23.5	23.7	23.9	24.1	24.3	24.5	24.7
15%	Maximum Power (Pmax)	690.0	695.8	701.5	707.3	713.0	718.8	724.5	730.3
	Module Efficiency (%)	25.5	25.8	26.0	26.2	26.4	26.6	26.8	27.0
25%	Maximum Power (Pmax)	750.0	756.3	762.5	768.8	775.0	781.3	787.5	793.8
	Module Efficiency (%)	27.8	28.0	28.2	28.5	28.7	28.9	29.2	29.4

Operating Parameters

Maximum System Voltage	1500V DC
Operating Temperature	-40 ~ +85°C
Maximum Series Fuse Rating	30A
Nominal Operating Cell Temperature	45°C±2°C
Application Level	Class A

Temperature Coefficient

Temperature Coefficient of Isc (αIsc)	0.046%/°C
Temperature Coefficient of Voc (βVoc)	-0.25%/°C
Temperature Coefficient of Pmax (γPmp)	-0.29%/°C
Snow load, frontside / Wind load, backside	5400Pa/2400Pa